

Expominer Barcelona Virtual 2020

CARLES MANRESA i PLA¹

¹LICENCIADO EN GEOLOGÍA.

SUMMARY

After the collapse of the 2020 in-person Sainte-Marie-aux-Mines and Munich Mineralientage shows, the 2020 Barcelona Expominer Virtual Show arrived. This time without any shocks or surprises. The acceptance of the pandemic and its consequences by those of us who were used to attending mineral shows was already total, and this time there were no regrets.

In this sense, and after the experiences of the previous virtual events, Fabre Minerals already for the third time this year had us glued to our screens with the celebration this time of a local show, the 2020 Barcelona Expominer Virtual Show.

After the success of the past two virtual events, we will enter this show, considerably smaller than the great Sainte-Marie and Munich Mineralientage shows, but no less interesting for that! The idea of this type of virtual show seems to have gotten some traction, been liked and appreciated, and will surely not be the last to be held in this format. Times change, circumstances change, but the Mineral Show Chronicles continue. Ready?

All photos by Fabre Minerals & Joaquim Callén©



RESUMEN

Después de las fallidas Ferias presenciales de Sainte-Marie-aux-Mines y de la Mineralientage München 2020, llegaba la Expominer Barcelona Virtual 2020. Esta vez sin sustos ni sorpresas. La aceptación de la pandemia y sus consecuencias por parte de los que solíamos asistir a Ferias de Minerales era ya total, y en esta ocasión no hubo lamentaciones.

En este sentido y ya con la experiencia de las anteriores citas virtuales, en Fabre Minerals se disponían por tercera vez al año a tenernos enganchedos a la pantalla con la celebración esta vez de la Feria local, la Expominer Barcelona virtual 2020.

Tras el éxito de las pasadas dos ediciones virtuales nos adentraremos en esta Feria, algo más pequeña después de dos grandes como son la Sainte-Marie y la Mineralientage pero no por ello menos interesante! La idea de este tipo de Ferias parece haber gustado y calado, y seguramente, no será la última que se celebre en este formato. Los tiempos cambian, cambian las circunstancias, pero siguen las crónicas de Ferias de Minerales. Preparados?

Todas las fotos son de Fabre Minerals y Joaquim Callén ©



FABRE MINERALS



EXPOMINER 2020 (VIRTUAL)

12 - 15 Noviembre 2020



Opal-CT (variedad Lascru) - Illite Las Ros, FRANCIA 1.2 x 1.1 cm



Granado maculada - Trujillo, MARIPOSA, 6.4 x 3 cm



Berestri - Tumbes, NAMBA 1.8 x 0.2 cm



JORDI FABRE Arc de Sant Martí 79, local 08032 BARCELONA (SPAIN) ☎ (34) 93 450 44 78
www.fabreminerals.com mail: mineral@fabreminerals.com
www.foro-minerales.com www.minerales.info



Barcelona, 9/11/2020

Tiempos extraños en los que todas las Ferias se cancelan y desafortunadamente Expominer, la Feria de referencia en España para la mineralogía internacional, no escapa a esta realidad y este año se tiene que limitar a proponer unas conferencias:

<http://www.expominer.com/mineriat-2020>


Para bien o para mal esto es lo que hay y ante esta situación lo que estamos haciendo por nuestra parte es ofrecer Ferias virtuales: [Ste. Marie Virtual](#), [Munich Virtual](#) y ahora también Expominer Virtual.

No se pierda su 'apertura' el Jueves 12 de Noviembre a las 16:00 horas en fabreminerals.com ni la continua oferta de ejemplares que iremos publicando allí cada día hasta el Domingo 15 de Noviembre.

No habrá Expominer físico, pero por lo menos sí habrá Expominer Virtual!

Jordi Fabre

Non-stop Expominer Virtual, desde el Jueves 12 de Noviembre a las 16 horas (Hora Central Europea) hasta el Domingo 15 de Noviembre en fabreminerals.com



With this letter of introduction, the countdown to holding the first virtual edition of the Expominer Barcelona show began, which would take place between November 12 and 15, 2020.

Jordi's new offer, this time for a shorter time interval than previous virtual shows, both SMAM and the Munich Mineralientage, since the Barcelona Expominer show usually only lasts for a weekend, from Friday afternoon to Sunday afternoon. But since the virtual is different from the real, on this occasion we were able to enjoy an extra day over what the face-to-face show would have been, if it had been held.



One of the good things that we missed this year were the awards granted by the Grup Mineralògic Català (GMC) to high school students with the best research projects related to the Earth Sciences, with topics such as mining, mining heritage, and mineralogy. These awards are sponsored by the professionals in our little world, among which is Fabre Minerals. A good synergy between hobbies, academia, collecting and science, something somewhat forgotten but so necessary in our world, some feedback and extra added value to what is otherwise pure commerce, and that is something that must continue to be promoted and strengthened as much as possible. Hopefully the 2021 show can be held, these research projects continue to be promoted, and we can continue to see minerals, always minerals.

I was able to follow this Virtual Barcelona Expominer from home, with a little more tranquillity, so the computer and mobile phone were enough gadgets for following the show and without so much concern about lack of electrical power supply or mobile data coverage. Even so, some pieces escaped me along the way ... one gets older and loses reflexes.

But we continue with the minerals, which is the important thing and what we actually like.



Novedades Expominer 2020 Virtual

- ▶ **Página 1** USA, México, Canadá, España, Fluorita española, Portugal, Francia, Europa y Turquía
- ▶ **Página 2** FSU, Marruecos, África, Brasil, América del Sur, China y Asia
- ▶ **Página 3** La Caja Fuerte
- ▶ **Página 4** El Corazón de Expominer Virtual

Edición Expominer Virtual



And here we have the header with the indexed pages for each of the offered sections. As already happened with the Virtual SMAM and the Virtual Mineralientage, two “stimulating” pages appear again, The Safe and the Heart of Virtual Expominer. In the Safe you will see those minerals of the highest quality presented “statically”, that is, a series of minerals stay from beginning to end of the show, no specimens are added during the show. On the other hand, The Heart of Virtual Expominer is a dynamic section in which new specimens appear every day and at different time slots in the day, being in reality - and as its name indicates - the true engine and heart of the virtual show. So, following the same order as in virtual Sainte-Marie and Munich, we will start with The Safe, followed by The Heart of Virtual Expominer and we will end with the first two pages in which pieces organized by countries/geographical regions are offered.



Malachite pseudomorph after Cuprite, with Azurite. Chessay-les-Mines, Les Bois d'Oingt, Villefranche-sur-Saône, Rhône, Auvergne-Rhône-Alpes, France. Specimen size: 3.1 × 3 × 1.6 cm. The largest crystal measures 1 × 0.7 cm. A beautiful specimen that combines very sharp and lustrous Malachite pseudomorphs after octahedral Cuprite crystals, on very sharp Azurite crystals, with a lot of luster and a more vivid color than the usual specimens from this deposit, which happens to be the type locality for Azurite. A very balanced specimen of a high quality for the deposit. Curiously, Chessay-les-Mines is not only the type locality for this quintessential copper carbonate - Azurite - but it is also the type locality for the calcium and copper sulphate Orthoserpierite, not as well known or as showy as Azurite, and with a much duller bluish green color, but no less interesting for collectors, and even more so for those who collect type locality minerals. And as we all know, there are almost as many types of collectors as there are mineral species.



Rhodochrosite with Quartz and Arsenopyrite. Cassandra mines, Chalkidiki Prefecture, Macedonia Department. Greece. Specimen size: 6.4 x 4.6 x 4.4 cm. The largest crystal measures 3.3 x 2.6 cm. Former René Hubin collection. A pair of rhombohedral Rhodochrosite crystals, with bright pink polycrystalline growths, implanted on a doubly terminated Quartz crystal and partially covered by Arsenopyrite crystals.



Vanadinite. ACF mine, Mibladen mining district, Midelt, Drâa-Tafilalet Region, Morocco (05/14/2017). Specimen size: 8.2 x 7 x 2.7 cm. The largest crystal measures 1.7 x 1.3 cm. Tabular Vanadinite crystals on matrix, translucent, with a very bright luster and deep red color. Great find in 2017 for Moroccan Vanadinites.



Pyromorphite. El Horcajo mines, Almodóvar del Campo, Campo de Calatrava Region, Ciudad Real, Castilla-La Mancha, Spain (± 1910). Specimen size: 8.4 x 7.4 x 6 cm. The largest crystal measures 1.6 x 0.9 cm. Slight fluorescence under both long and short wave UV. Druse of Pyromorphite crystals with well defined faces and edges, many of them with deep olive-green hopper faces. From the Folch collection of duplicates, a pedigree piece that Jordi sold to J.H. Marshall, from where it went to a Spanish collection and back again to Fabre Minerals. The circuits made by minerals for the enjoyment of many.



COLLECTION OF J.H. MARSHALL, JR.		
SPECIES: PYROMORPHITE	CAT. NO. 4288	
VARIETY: X-line MASS	SIZE: 45 x 60 x 40 mm.	
ASSOCIATIONS:		
LOCALITY: Horcajo, Ciudad Real, Spain		
REMARKS: A super piece. Mine closed in 1926, and very few specimens of this quality are available. Note from same collection as Crocoite #4287.		
ACQUIRED: Jordi Favre	DATE: Oct '05	COST: \$1800.00

PIROMORFITA
EL HORCAJO
CIUDAD REAL
ESPAÑA



Alfredo Petrov at his stand at Expominer Barcelona 2019, working incessantly with his interesting and rare mineral species. Alfredo is the one who translates these chronicles into English.



Bertrandite with Quartz (smoky variety) and Pyrite. Kara-Oba, Betpak-Dala desert, Karaganda region, Kazakhstan (1985-1990). Specimen size: 24 × 20 × 14 cm. The largest crystal measures 1 × 0.4 cm. Groups of flat prismatic Bertrandite crystals, very sharp and well defined, many of them doubly terminated, which contrast with the smoky tones of the group of Quartz crystals, partially covered by small Pyrite crystals. This deposit, now extinct, was a tungsten-molybdenum ore in a greisen, a product of pneumatolytic alteration of granite.



As you can see in these images, a Mineral show creates happiness, work, knowledge and, above all, education and curiosity, two essential pillars for the development of our youngest – and also for adults. And all this caused by small, inanimate beings, but full of light, color, shapes, and which manage to unite people of all ages and circumstances around them: minerals.



You can see all the pieces in “La Caja Fuerte” from the Barcelona Expominer 2020 Virtual show at https://www.fabreminerals.com/webupdate/AM2/Expominer_Virtual_2020_p3_ES.php?HideSold=1

And now for “The Heart of Virtual Expominer”. The most “dynamic” section of the show, the one where specimens appeared from Thursday, November 12, to Sunday, November 15, or in other words, a long weekend presenting new pieces every day, and at different time intervals within each day. A total of 101 pieces that were distributed as follows:

- 42 pieces on Thursday the 12th.
- 19 pieces on Friday the 13th.
- 20 pieces on Saturday the 14th.
- 20 pieces on Sunday 15th, the last day of the show.

Then I will go on to review those pieces that most caught my attention, day by day, and that we can continue to enjoy on the web. The option is already activated to also be able to see those specimens that have already been sold, allowing us not to lose any of the pieces from sight, whether or not they are still available, which is always appreciated, in order to see everything that was exhibited at a show of this style.


Thursday, November 12:



Fluorite with Quartz. Llamas quarry, Obdulia vein, Caravia mining area, Las Cabañas, Duyos, Caravia, Asturias, Spain. Specimen size: 4.4 x 2.7 x 2.5 cm. Main crystal: 0.9 x 0.6 cm. Pair of cubic Fluorite crystals, beveled by the dodecahedron, transparent, with good luster and a pale lilac color on a matrix formed by Quartz crystals. From an already classic Asturian locality.



Fluorite with Quartz. Berbes mining district, Ribadesella, Eastern Region, Asturias, Spain (06-05/2018). Specimen size: 15.8 x 11.4 x 6.4 cm. Main crystal: 1.2 x 1 cm. Group of Fluorite crystals with a cubic habit, transparent, very lustrous and with an intense and deep lilac color, partially covering a matrix formed by Quartz crystals. A recently extracted classic from an area where it is increasingly difficult to find quality pieces.



Native gold. Round Mountain mine, Nye County, Nevada, USA (2006). Specimen size: 0.6 x 0.6 x 0.3 cm. Octahedral crystal of Gold, flattened, and with very marked hopper growths. The specimen comes from a classic American deposit, an open pit mine that exploits Au-Ag-As-Sb-Th-Hg-Mo-F-Mn-W and that produced 3,720 kg of Gold back in 1984.






Wulfenite with Calcite. Sierra de Los Lamentos, Municipality of Ahumada, Chihuahua, Mexico. Specimen size: 10.2 x 4.8 x 3 cm. Main crystal: 1.1 x 1 cm. Group of tabular Wulfenite crystals with very well defined faces and edges, an intense orange color, on a matrix partially covered by snow-white Calcite. The locality is a classic for this species, producing excellent specimens in the 1960s -70s. Recent new discoveries in Mexico, also in the state of Chihuahua, at the La Morita mine are bringing to light a new batch of high-quality Wulfenite specimens, with even finer crystals than Los Lamentos, with greater transparency and delicacy. A good example of what is yet to be discovered.



Quartz (Japan-law twin). Lake Harrison, Chilliwack, Fraser Valley Regional District, British Columbia, Canada (2008-2011). Specimen size: 3.2 x 2.4 x 2.2 cm. Main crystal: 0.9 x 0.4 cm. Quartz crystals, one of them clearly dominant, elongated, flattened and with Japan-law twinning, very distinct on the terminal faces, very transparent and lustrous. From a little-known locality.



Stibnite with Calcite. Baiut, Maramures, Romania (\pm 1970). Specimen size: 5.8 x 4.9 x 3.8 cm. Main crystal: 1.7 x 0.9 cm. Former Uwe Niemeyer collection. Very aerial radial aggregate of Stibnite crystals, on a Calcite matrix, with very sharp short and flattened crystals with perfect terminal faces, typical of the deposit.



Octahedral Pyrite with Magnetite and Calcite. Brosso mine, C alea, L essolo, Canavese District, Turin, Piedmont, Italy. Specimen size: 12.3 x 5.7 x 5.2 cm. Main crystal: 1.6 x 1.2 cm. Former Llu s Daunis collection. Sharp octahedral Pyrite crystals, shiny, on matrix, with black dodecahedral crystals of Magnetite. The Pyrite itself is exploited at this mine for its iron. This mine is the type locality for Canavesite.



Friday, November 13:

Azurite. Plaka mines, Lavrion mining district, Attiki Prefecture, Greece (02/20/2013). Specimen size: 3.9 x 2.7 x 1.8 cm. Main crystal: 1.1 x 1.1 cm. Nodular aggregates formed of small lenticular Azurite crystals, with a very vivid and uniform color, on a rock matrix, with small Malachite aggregates. A whopping 263 different mineral species have been found in these mines, a not inconsiderable number for one deposit.



Manganite on Quartz. Ilfeld, Nordhausen, Thüringen, Germany. Specimen size: 2.6 x 2.3 x 1.7 cm. Main crystal: 0.4 x 0.2 cm. Group of Manganite crystals, with defined faces and edges and perfect terminations. Partially covered with Quartz crystals. Type locality for Manganite.



Cinnabar. Nikitovka mine, Novyi Donbass, Gorlovka, Donets'k Oblast', Ukraine. Specimen size: 6 x 3.7 x 2 cm. Main crystal: 0.3 x 0.2 cm. Group of rhombohedral Cinnabar crystals with very well defined faces and edges, with good luster and red color, on matrix. This mine produced a total of around 30 thousand tons of mercury from its inception in 1885 until its closure in 1994. Cinnabar was found in three thick sandstone strata. Mercury was also found disseminated in the layers of coal.



Hutchinsonite with Baryte, Pyrite, and Galena. Quiruvilca mine (La Libertad mine), Quiruvilca district, Santiago de Chuco Province, La Libertad Department, Peru (04/2017). Specimen size: 7.2 x 6 x 2.9 cm. Main crystal: 0.6 x 0.1 cm. Aggregates of acicular Hutchinsonite crystals, very lustrous and sharp, with reddish reflections, on a granular Galena matrix partially covered by small Baryte crystals. Both the Hutchinsonite and Galena have been analyzed. This mine is located more than 4,000 meters above sea level. It exploits Cu-Pb-Zn-Ag-Au and is known for its excellent specimens of Orpiment, Enargite, Pyrite, and Hutchinsonite.



Gratonite. Atalaya pit, Río Tinto mines, Minas de Riotinto, Huelva, Andalusia, Spain. Specimen size: 1.8 x 1.1 x 1 cm. Main crystal: 0.2 x 0.1 cm. Group of Gratonite crystals with excellent terminations. From an extinct locality, the Corta Atalaya, an almost mythical name, which may once again give people something to talk about.





Pyrolusite with Romanèchite. Haiti mine, Cabezo de San Ginés, San Ginés de la Jara, Cartagena, Murcia, Spain (10/2017). Specimen size: 5.2 x 3.2 x 2.6 cm. Main crystal: 0.3 x 0.2 cm. Spheroidal aggregates of Pyrolusite formed by beam-like crystals and crystals with striated faces of considerable size for the species, with extraordinarily lustrous surfaces that contrast with the more earthy black Romanèchite aggregates. Probably the locality for the best known specimens of Pyrolusite in Spain so far.



Smithsonite pseudomorph after Calcite, with Hemimorphite. Herrerías area, Saja-Nansa region, Cantabria, Spain (2016). Specimen size: 9.4 x 9 x 3.2 cm. Main crystal: 4.2 x 2.4 cm. Aggregate of scalenohedral Smithsonite pseudomorphs after Calcite crystals, with a color between brown and yellow, partially covered by small white Hemimorphite crystals. Both species have been analyzed.



Gypsum. Montalbán, Teruel, Aragon, Spain. Specimen size: 14.4 x 7.1 x 5.3 cm. Complete floater crystal of Gypsum, very sharp, transparent and lustrous, with inclusions. A classic of Spanish mineralogy, of great size for the locality. The Montalbán-Ariño-Utrillas area, quite apart from its minerals, is an interesting area where the geology is splendid, full of natural resources such as the Teruel coal basin, where this type of specimen comes from. It is also worth highlighting the type localities for the Geological Formations such as the Escucha Formation and the Utrillas Formation, reference units for stratigraphy.



Pyrite. Ampliación a Victoria mine, Navajún, Comarca Cervera, La Rioja, Spain. Specimen size: 6.1 x 4.2 x 4.2 cm. Main crystal: 3.0 x 2.9 cm. Two complete and very sharp Pyrite crystals, shiny and in perfect condition. A classic among classics. Who has not been spellbound as a child - and as an adult - contemplating such perfection? Who started collecting minerals because of a Pyrite? So ordinary, so perfect, so captivating. Beauty and crystallographic perfection in equal measure. We are lucky in Spain to have one of the world's best Pyrite deposits.




Fluorite (octahedral). Berta quarry, Turó de Can Domènech, Serra de Roques Blanques, Sant Cugat del Vallès-El Papiol, Vallès Occidental/Baix Llobregat region, Barcelona, Catalonia, Spain. Specimen size: 5.1 x 5 x 1.3 cm. Main crystal: 0.8 x 0.7 cm. Very fluorescent under long- as well as shortwave UV. Druse of very sharp octahedral Fluorite crystals with a uniform green color, more intense than usual for the locality.

Saturday, November 14:



Quartz. La Gardette mine, Villard-Notre-Dame, Le Bourg d'Oisans, Grenoble, Isère, Auvergne-Rhône-Alpes, France. Specimen size: 4.4 x 2.8 x 1.6 cm. Main crystal: 3.8 x 0.6 cm. Former Pedro Goy collection. Group of very sharp Quartz crystals with typical La Gardette terminations. The crystals are transparent, lustrous, water-clear and on matrix. La Gardette Quartzes are considered among the best.



Smithsonite. Sa Duchessa mine, Oridda Valley, Domusnovas, Sud Sardegna Province, Sardinia, Italy. Specimen size: 6 x 4.6 x 3.4 cm. Former Lluís Daunis collection. Botryoidal aggregate of Smithsonite, with distinct shapes, a very vivid and uniform blue color, on a rock matrix. Zinc, lead and copper were exploited in this mine, starting in 1870 and ending in 1971 after several ups and downs. An Italian classic.



Pyrite with Hematite. Rio Marina, Elba island, Livorno Province, Tuscany, Italy. Specimen size: 10.2 x 5.6 x 6.9 cm. Main crystal: 4 x 4 cm. Continuing with the Italian classics, this specimen formed of pyritohedral Pyrite crystals, one of them clearly dominant, very aerial, with deep indentations corresponding to Hematite crystals that have disappeared from the main pyritohedron but are present in the rest of the piece. This mining district was already worked by the Etruscans.



Azurite. Kerrouchen, Khénifra Province, Beni Mellal-Khenifra Region, Morocco (2007). Specimen size: 5.4 x 3.2 x 2.2 cm. Main crystal: 4.7 x 1.9 cm. Group of Azurite crystals on matrix, very sharp and lustrous and with a vivid "electric" blue color. Quality specimens from this locality are increasingly scarce and it is not easy to obtain a high quality specimen. These Azurites were almost forgotten after the fantastic finds at Touissit.



Topaz. Ouro Preto, Minas Gerais, Brazil. Specimen size: 2.5 x 1.5 x 1 cm. Topaz crystal with very sharp crystal forms, excellent terminations, transparent, with a bright luster and an intense and uniform color, of the saramenha type, also known as imperial. From a classic Brazilian locality for the species.



Copper. Acari mine, Caraveli Province, Arequipa Department, Peru. Specimen size: 7.1 x 3.3 x 2.9 cm. Aerial dendritic growth of Copper crystals dominated by dodecahedron forms.

Sunday, November 15:



Chalcopyrite with Sphalerite. French Creek mines, St. Peters, Warwick, Chester County, Pennsylvania, USA. Specimen size: 8.1 x 5.6 x 3.1 cm. Main crystal: 2 x 1.3 cm. Former Pedro Goy collection. Aggregates of twinned Chalcopyrite crystals, with skeletal growths and accompanied by small crystals of Sphalerite. These mines were exploited for iron since 1717 and to this day specimens can still be found in the dumps.



Gypsum with inclusions. La Dificultad mine, Sierra Minera de Cartagena-La Unión, Portmán, La Unión, Campo de Cartagena Region, Murcia, Spain (08/1979). Specimen size: 10 x 8 x 6.4 cm. Main crystal: 3 x 2.4 cm. Former Alain Martaud collection. Aerial group of twinned and doubly terminated gypsum crystals with a blackish color due to the oxide inclusions. From a well-known mine on the Murcian circuit, this piece did come home, turning the collection from virtual into real.

Gold on Quartz. Talarrubias area / Casas de Don Pedro, La Siberia region, Badajoz, Extremadura, Spain. Specimen size: 1.7 x 1.5 x 1.4 cm. Dendritic and leafy growths of Gold on a matrix of massive Quartz. Very lustrous and vivid in color, with small subhedral or hypidiomorphic shapes. From the shape of the crystals, it seems that the source area for this type of gold was not very far away. A Spanish classic.



Lillianite with Pyrite and Quartz. Sultana mine, Gome sende, Gome sende and Ramirás Mining Group, Terra da Celanova Region, Orense, Galicia, Spain. Specimen size: 6 x 4.7 x 2.3 cm. Aggregates of lustrous acicular crystals of

Lillianite on a Quartz matrix with small Pyrite crystals. This rarity of Spanish mineralogy, a sulfide of lead, silver and bismuth, was one of the pieces that escaped me because someone else was quicker to hit the corresponding icon. Problems of the virtual world!



Hematite. Florence mine, Egremont, West Cumberland iron field, Cumbria, England. Specimen size: 17.8 x 8 x 6.4 cm. Main crystal: 3 x 2.4 cm. Botryoidal Hematite growths with the habit known as "kidney ore", lustrous, with reddish tones. Cross sections of this type of crystallization exhibit concentric and radiating areas, a characteristic that allows them to be distinguished from other similar iron minerals.





Ralstonite and Thomsenolite. Ivigtut reservoir, Ivittuut, Arsuk fjord, Sermersooq, Greenland. Specimen size: 8 x 6.8 x 4.2 cm. Main crystal: 0.2 x 0.1 cm. Former Folch collection duplicates. Druse of very sharp Ralstonite crystals, well defined and with good terminations, with Thomsenolite crystals. Both species are rare halides. It is an old specimen, from a unique deposit as it was the only mine in the world for Cryolite, a sodium hexafluoroaluminate that is important as a flux for dissolving aluminum oxide (alumina) to obtain metallic aluminum by electrolysis. Currently Cryolite is produced artificially from aluminum salts and hydrofluoric acid.



Sphalerite with Arsenopyrite, Magnetite, and Muscovite. Huanggang mining district, Hexigten Banner (Kèshíkèténg Qī), Ulanhad (Chifeng), Inner Mongolia, China (2016). Specimen size: 4.6 x 3.2 x 2.2 cm. Main crystal: 2.1 x 2 cm. Complex Sphalerite crystal with rounded faces and edges, translucent and with a light yellow color. Very aerial, on matrix, with small very sharp crystals of Arsenopyrite, Magnetite, and Muscovite. The deposit is an Fe-Sn ore originated by a skarn in the contact zone between Permian-age carbonaceous rocks with two Cretaceous granite intrusions.



Having seen the pieces that I liked the most in El Corazón de Expominer Virtual, it is now time to review the first two pages dedicated to geographical areas / countries. At this point I would like to highlight something that is easily overlooked. Maintaining a website like Fabre Minerals, organized as it is, structured and easy to use, is not easy at all and involves continuous work and permanent review. If to all this we add the continuous addition of new pieces at regular intervals, with well photographed specimens and with a descriptive text with a lot of concise and detailed information, and nowadays with many pieces even being viewable on video, it makes the level of this website hardly comparable to others of the same genre. Neither have there yet been much in the way of other initiatives similar to those proposed by Jordi. Time to get back to the minerals.

USA, Mexico, Canada, Spain, Spanish Fluorite, Portugal, France, Europe, and Turkey:



Wavellite. Dug Hill, Avant, Garland County, Arkansas, USA. Specimen size: 4.9 × 3.4 × 2.2 cm. Multiple layers of Wavellite crystals, terminated by spheres which are also composed of Wavellite. Of a color, luster and quality superior to what had been known so far, although they come from an old find. These internal cores of the same mineral give an added beauty to the already attractive piece. The whims of Nature.



Microcline (variety "white cap" amazonite). Crystal Peak area, Teller County, Colorado, USA. Specimen size: 6.2 × 5.2 × 5.4 cm. The largest crystal measures 5 × 4 cm. Slight fluorescence under shortwave UV. Parallel growth of two Microcline crystals (amazonite variety) with very well defined faces and edges and with the bicolor coloration known as "white cap". Ex- Moutet de Marseille collection, with an old label from the house of Deyrolle in Paris.




Gold with Quartz. O'Brien mine, Rouyn-Noranda TE, Abitibi-Témiscamingue, Québec, Canada. Specimen size: 1.5 × 1.1 × 0.4 cm. Former Lluís Daunis collection. Spongy growths of leafy Gold crystals, very lustrous, on a Quartz matrix. From a locality where few pieces of this quality are seen.




Observation, the cornerstone of science and knowledge, so important, under the watchful eye of members of the Grup Mineralògic Català, GMC.



Goethite. La Arboleda mines, La Arboleda (Zugaztieta), Trapagan Valley, Gran Bilbao Region, Bizkaia / Vizcaya, Basque Country, Spain. Specimen size: 12 × 10.4 × 6.3 cm. Former Pedro Goy collection. Botryoidal Goethite growths, with shiny surfaces and dense black color. From a classic locality for iron mining in Spain, the La Arboleda mines were exploited as open pits in their final period by Agruminsa (Agrupación Minera Ltd, formerly Orconera Iron Ore CA), from which this probably comes.




Corkite with Plumbogummite. Serra da Mina mine, Cercal, Santiago do Cacém, Setúbal District, Portugal (2016-2017). Specimen size: 9.3 × 3.9 × 4.1 cm. The largest crystal measures 0.1 × 0.1 cm. Very sharp and lustrous olive-green microcrystals of Corkite implanted on a Goethite matrix, partially covered by Plumbogummite.



Opal-CT (variety lussatite) pseudomorph after *Helix ramondi* fossil. Les Rois mine, Mur-sur-Allier, Pont-du-Château, Clermont-Ferrand, Puy-de-Dôme Department, Auvergne-Rhône-Alpes, France. Specimen size: 1.4 × 1.1 × 1 cm. Fluorescent under either long- or shortwave UV. Fossilized gastropod replaced by Opal-CT (lussatite variety), with a pearly luster and a color between white and azure-blue. From a classic French locality formed of bituminous limestones and tuffs.



Fluorite. El Vallín pit (La Curva-Carrales), Obdulia vein, Caravia mining area, Valle, Los Pozos, Carrales, Caravia, Asturias, Spain (2002). Specimen size: 9.3 × 4.5 × 2.3 cm. The largest crystal measures 1 × 0.9 cm. Sharp Fluorite crystals, with an intense violet color, with geometric color zoning on the edges and with Quartz crystals. The specimen, although Asturian, comes from a locality not as well known as the most classic ones, The locality, the El Vallín pit, is currently completely buried.




Fluorite with Pyromorphite and Baryte. Chaillac mine, Rossignol vein, Chaillac, Le Blanc, Indre, Centre-Val de Loire, France. Specimen size: 4.8 × 4.1 × 2.1 cm. The largest crystal measures 1 × 0.8 cm. Fluorescent under both long- and shortwave UV. Sharp crystals of Fluorite, transparent, rich in white inclusions, with lamellar Baryte crystals and partially covered with Pyromorphite, giving the piece an elegant color contrast. From a classic French locality.





Fluorite with Quartz. Le Burc mine, Alban-Le Fraysse Area, Tarn, Occitanie, France (\pm 1980). Specimen size: $9 \times 5 \times 4.4$ cm. The largest crystal measures 1.5×1.5 cm. Fluorescent under both long- and shortwave UV. Former Pierre-Marie Guy collection. Group of transparent Fluorite crystals, with great luster and an intense and vivid blue color, on a matrix of Quartz crystals. A high-quality French classic, the last mine worked for Fluorite in France, closed in 2006.



Fluorapophyllite-(K) with Harmotome. Korsnäs mine, Korsnäs, Vaasa Municipality, Ostrobothnia, Finland (1965). Specimen size: $11.7 \times 11 \times 5.2$ cm. The largest crystal measures 0.4×0.2 cm. Coatings on matrix of a multitude of Fluorapophyllite-(K) crystals, transparent, extraordinarily lustrous, with a uniform and intense yellow color, with sharp crystals of grey-white Harmotome. This mine, located 40 km south of the city of Vaasa, was exploited for lead.



Sulphur with Calcite. Caltanissetta Province, Sicily, Italy. Specimen size: $6.1 \times 3.9 \times 2.5$ cm. The largest crystal measures 3×2 cm. Very fluorescent calcite under both long- and shortwave UV. Former Lluís Daunis collection. Very aerial group of Sulphur crystals with well defined faces and edges, translucent, and with a bit of matrix formed by scalenohedral Calcite microcrystals, with a very vivid and uniform yellow color. The city of Caltanissetta was once considered the world capital of Sulphur.



This mineral stuff often requires teamwork. Observation is essential, and for this it is also essential to observe specimens under correct lighting.

Former Soviet Union, Morocco, Africa, Brazil,
South America, China and the rest of Asia



Beryl (variety heliodore). Khoroshiv (Volodarsk-Volynskii), Zhytomyr Oblast, Ukraine. Specimen size: 5.2 × 2 × 1.7 cm. Weight: 17 grams. Doubly terminated floaters crystal of Beryl (Heliodore), with a good termination at the upper end, polycrystalline growths on the opposite end and very marked "edged" growth forms on the prism faces. Transparent, with great luster and a bright yellow color. A European classic, one that is not easy to find on the market. The deposit is a pegmatite field famous for its excellent heliodores and topaz.



Vanadinite with Baryte. ACF mine area, Mibladen mining district, Midelt, Drâa-Tafilalet Region, Morocco (02/2020). Specimen size: 3.7 × 3.2 × 2.7 cm. The largest crystal measures 0.6 × 0.3 cm.



Vanadinite with Baryte. ACF mine area, Mibladen mining district, Midelt, Drâa-Tafilalet Region, Morocco (02/2020). Specimen size: 5 × 4.2 × 1.7 cm. The largest crystal measures 0.5 × 0.2 cm. Reddish orange Vanadinite crystals with a peculiar habit, very different from what has been known so far, with their prisms ranging from elongated to acicular. On matrix, with lamellar crystals of pinkish Baryte. From a find made in February 2020. What to say about Morocco and its Vanadinites? Just when you think you have already seen everything this species and this country offers, time goes by and new things keep on happening one after another. What are we yet missing, what hidden treasures await to be discovered in the Berber subsoil? Time will give us part of the answer. This piece was brought home to swell the 'Vanadinite' section.




The Mineral Up team dividing their efforts, serving the press on the one hand and Jordi Fabre on the other. And speaking of Morocco, one cannot do without the typical teas and sweets made with almonds and honey.





Mimetite with Cerussite, Malachite, and Calcite. Tsumeb mine, Otjikoto Region, Namibia. Specimen size: 7.8 × 6.2 × 3.7 cm. The largest crystal measures 0.3 × 0.1 cm. Slight fluorescence with long- and shortwave UV. Group of Mimetite crystals, transparent, with great luster and a lemon-yellow color, on matrix, with Calcite, Malachite, and translucent and lustrous Cerussite twins.



In the mineral world, not everything is macro, the micro is just as or more interesting.



Calcite with Quartz, Sphalerite, and Pyrite. Pachapaqui, Aquia District, Bolognesi Province, Ancash Department, Peru. Specimen size: 7 × 4.5 × 4.3 cm. The largest crystal measures 6.7 × 2.2 cm. Fluorescent under long- and shortwave UV. Sheaf-like group of doubly terminated and deformed Calcite crystals, very elongated, on a matrix covered by Quartz crystals, Sphalerite twins, and Pyrite crystals. A very aesthetic combo.



Fluorite (octahedral) with Calcite and Quartz. Huanggang mining district, Hexigten Banner (Kèshíkèténg Qí), Ulanhad (Chifeng), Inner Mongolia, China (2017). Specimen size: 11.4 × 10.4 × 6.1 cm. The largest crystal measures 3 × 2.8 cm. Fluorescent calcite under long- and shortwave UV. Parallel growth of octahedral Fluorite crystals finely beveled by the dodecahedron and with polycrystalline growths at some vertices. Translucent, with an intense violet color, on a matrix of rhombohedral Calcite crystals with Quartz crystals.



Conclusions:

So up till now this is what I liked the most in this first edition of the Virtual Barcelona Expominer, which completes the short list together with the Virtual Sainte Marie aux Mines and the Virtual Munich Mineralentage, in a year when a pandemic changed everything and everyone, and mineral shows could not escape such changes. Jordi Fabre has been attentive and has managed to keep the ship afloat during a time that paralyzed many others. Organizing these “marathons” of minerals, offering a considerable number of pieces in a few days, resembling as much as possible what a “real” mineral show would be is not an easy task. We will see to what extent this new way of experiencing a mineral show crystallizes and becomes generalized or whether it remains a simple “anecdote” of a “strange” year.

Remember too that there is an icon on each page for [“Also show the minerals sold”](#), which allows us to see all the pieces actually exhibited. Curiously, in this Virtual Expominer I have reviewed several pieces that are already sold, while in the other virtual shows it happened the other way around. And in the end I like to point out what I liked the most, which is very subjective, and does not obey “market laws” but rather I follow my own criteria.

Expominer 2020 is over, the year is irretrievably fading and 2021 is just around the corner. We’ll see what it will bring us. Science is making its way in search of an effective remedy for this setback caused by a virus that caught us totally unprepared. Mineral shows will have to adapt. And looming just around the corner is the annual celebration of the most important mineral show in the world, Tucson, in Arizona, USA. Face-to-face, virtual, or a bit of both ...? For now we already know that at Fabre Minerals it will be carried out virtually, specifically between Monday, January 25 and Thursday, February 4, 10 days non-stop ...

Hoping that these pages, as well as those of the other virtual shows, have been appreciated, there is one thing that does not seem to change, and that is the desire for minerals, always more minerals!

Translate: *Alfredo Petrov*



Expominer usually coincides with my town’s annual festival (the Fiesta Mayor), on the banks of the river Segre and capital of the region of La Noguera, in the province of Lleida, in honor of ‘Sant Crist’, back on November 9.



Enrique Kucera, together with his daughter Griselda, a true stalwart of Expominer. The years go by and many “lifelong” traders arrive, if they haven’t already, to the time of their retirement. And in a few years we will suffer very significant “casualties” in this respect, which is why uncertain times lie ahead for mineralogy. It will be up to a few, not so young, to relieve them. The cycle of life, like that of minerals, does not stop.



Opening geodes is something that attracts young and old alike. Along with Pyrites and Quartz, it provides a good breeding ground for getting hooked on this beautiful hobby.